



1. LIST OF CONTENTS

1.	<i>LIST OF CONTENTS</i>	1
2.	INTRODUCTION	1
3.	REFERENCES & DEFINITIONS	1
4.	RESPONSIBILITIES	1
5.	OVERVIEW	2
6.	The ICE (Internal Combustion Engine) – Label.....	3
6.1	The ICE (Internal Combustion Engine) label - Notes.....	4
7.	The Plug-in Hybrid Electric (PHEV) - Label	6
7.1	The Plug-in Hybrid Electric (PHEV) - Notes.....	7
8.	Pure Electric (EV) or Battery Electric Vehicle (BEV) - Label	9
8.1	Vehicle (EV) or Battery Electric Vehicle (BEV) - Notes	10

2. INTRODUCTION

The aim of this document is to provide guidance to Manufacturers that will help them when populating each of the fields available. Any Vehicle Excise Duty (VED) rates, running costs or fuel prices shown are for **guidance purposes** and **may not reflect current prices** other than where specified.

3. REFERENCES & DEFINITIONS

4. RESPONSIBILITIES

The Corporate Affairs Co-ordinator deals with all aspects of this document with the support of their Line Manager during preparation for publishing (VED 1st April and FCB 1st December)

5. OVERVIEW

- From 1st April 2020, new labels developed by the Department for Transport (DfT), the Vehicle Certification Agency (VCA) and Low Carbon Vehicle Partnership (LowCVP) and Society for Motor Manufacturers and Traders (SMMT) replaced the existing Environmental “fridge style” label displayed on new cars offered for sale or lease.
- These new labels have been designed to better-engage showroom visitors by providing the information in a clear, easy to understand and highly visible way. A new ‘running costs’ section allows motorists to instantly see how their monthly costs can vary between vehicles and helps to emphasise the savings possible from electric and the most fuel-efficient cars. There is more detail on a car’s emissions too, including being able to drive in Clean Air Zones. For plug-in hybrids and pure electric cars, the electric range has been added. All the information on these labels uses the latest WLTP figures, which should be specific to the car on display.
- The legislation covering the use of Environmental labels can be found in The Passenger Car (Fuel Consumption and CO₂ Emissions Information) Regulations 2001 as amended: [The Passenger Car \(Fuel Consumption and CO₂ Emissions Information\) Regulations 2001 \(legislation.gov.uk\)](https://www.legislation.gov.uk/ukreg/2001/1777/2020/1)

6. The ICE (Internal Combustion Engine) – Label

This label is to be used for all Internal Combustion Engine (ICE), Mild and Full Hybrid cars. Note that “Plug-in” Hybrid Electric Vehicles (PHEV) and Pure Electric Vehicles (EV) have separate labels

Example:

Fuel economy, emissions and running costs

Petrol or diesel 

VADEN New Sillantra, 1.4 ECO HD

Running costs



Total monthly
fuel cost*
£101

**VED (road tax)
for 12 months**

Year 1
£ 870

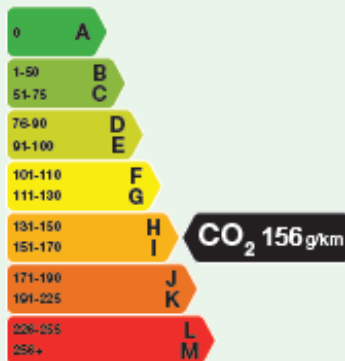
Year 2 onwards
£ 150

Year 1 rate is linked to CO₂ emissions (the lower your vehicle's emissions the less you have to pay), fuel type and emission standard (diesels only). Cars with a list price over £40,000 when new pay an extra £320 per year from years 2 to 5, which is not included here.

Tailpipe Emissions

CO₂ is the main greenhouse gas responsible for climate change

Emission standards



Ultra Low Emission Vehicle ULEV



Euro Standard: Euro 6d-TEMP

Air quality emissions zone compliance



Clean Air Zones
(England and Wales) CAZ




Ultra Low Emission Zone
(London) ULEZ

This vehicle meets the emissions standard for private cars set by government under the Clean Air Zone (CAZ) framework for England and Wales currently in place until 2025. Stricter CAZ standards and restrictions could then apply. Some local authorities may also impose more stringent emissions limits and controls in certain areas, which this vehicle may not meet. A ULEV meets the current government standard for an Ultra Low Emission Vehicle, stricter standards could apply in the future.

Fuel economy

Environmental information: A guide on fuel economy and CO₂ emissions which contains data for all new passenger car models is available at any point of sale free of charge. In addition to the fuel efficiency of a car, driving behaviour as well as other non-technical factors play a role in determining a car's fuel consumption and CO₂ emissions. CO₂ is the main greenhouse gas responsible for climate change.

Make/model:	VADEN New Sillantra, 1.4 ECO HD	Engine capacity (cc):	1988
Fuel type:	DIESEL 	Transmission:	A7

Fuel consumption:

Drive cycle	Litres/100km	Mpg
Low (city)	7.5	37.7
Medium (town)	8.0	47.1
High (rural)	5.2	54.3
Extra High (motorway)	8.0	47.1
Combined average	6.0	47.1

Carbon dioxide emissions: 156 g/km

All fuel economy and emissions figures are from the WLTP laboratory test and specific to this car. These provide a realistic and reliable indication of what's achievable in ideal conditions. However, as no test can fully reflect real-world driving conditions and behaviour, there will always be some differences.

* Estimated monthly fuel costs is based on an average of 10,000 miles per year. Calculation uses the WLTP combined fuel consumption figure and fuel costs of: petrol £1.20/litre; diesel £1.24/litre (at April 2020).



HM Government

Find out more about ultra low emission vehicles at [GoUltraLow.com](https://www.gov.uk/guidance/ultra-low-emission-vehicles)

6.1 The ICE (Internal Combustion Engine) label - Notes

1. The make, model, and commercial description of the car on display.
2. Total Monthly fuel cost. There are a couple of ways of calculating this, one of which is as follows:

Step	Description	Calculation	Example
(a)	Monthly mileage is 833.33 (based on 10,000 miles travelled each year)	10000/12	833.3333
(b)	Identify the Imperial Combined Average Fuel Consumption figure (divide the conversion factor of 282.481 by the l/100km figure and show to 1 decimal point)	282.481 / 6.0	47.1
(c)	Divide the figure at (b) by the conversion factor of 4.546	(b) / 4.546	10.36
(d)	Divide the monthly mileage by the figure derived at (c)	(a) / (c)	80.43
(e)	Multiply the figure at (d) by the fuel cost per litre	(d) x £1.21	£100.54*










* Running cost monthly total to be rounded to the nearest whole number

(Results 0.50 and higher to round up to the nearest whole number)

3. VED Road Tax is taken from figures provided by the Driver Vehicle Licensing Agency (DVLA) and published on GOV.UK ¹. The rate payable in the first year will depend on the WLTP CO₂ figure shown at point 15. Note that in this example, as the car is a Diesel and has been tested to Euro 6d-TEMP and not Euro 6d, the higher VED rate will apply.
4. Tick or "X." By the 2020 government standard, a vehicle emitting less than 75 g of CO₂ will be classified as an Ultra-Low Emission Vehicle.
5. The Euro Standard 6 should show a tick box. The field should show the Euro standard in its simplified format in the green circle, e.g., "6", with the full recorded standard, e.g., "6D TEMP" following the words "Euro Standard" directly beneath.
6. Clean Air Zone. Currently, all ICE cars, including HEVs (Hybrid Electric Vehicles) and PHEVs (Plug-in Hybrid Electric Vehicles), available for sale or lease in the UK will meet a derivation of Euro 6. That being the case, at present all new cars will meet the requirements of a Clean Air Zone (CAZ) according to the Defra CAZ framework.
7. Current (May 2022 advice) is that ULEZ will apply to petrol cars that meet Euro 4 (NO_x) and diesel cars that meet Euro 6 (NO_x and PM). See <https://tfl.gov.uk/modes/driving/ultra-low-emission-zone/ways-to-meet-the-standard> for the latest information.
8. CO₂ – Replace "XX" with the Combined WLTP CO₂ figure from the CoC. The position of the arrow should align with the relevant CO₂ VED band.
9. The make and model of the car on display.
10. Engine capacity (in cc's) should be displayed as a whole number

11. Fuel type – choose the relevant fuel type and the appropriate symbol, e.g.

“Petrol  ”

Use this description on the label	Describes	Fuel symbol
Petrol	Petrol only car	 
Diesel	Diesel only car	
Petrol Electric	Petrol Mild or Full hybrid	 
Diesel Electric	Diesel Mild or Full hybrid*	
Electricity / Petrol	Petrol PHEV	 
Electricity / Diesel	Diesel PHEV	
Electricity	Pure Electric	No symbol currently

12. Transmission – Taken from the vehicle’s CoC.
13. Taken from the CoC. Show figures to one decimal place only.
14. Divide the litres per 100km found on the CoC by 282.481.
15. As 8.
16. Fuel costs are currently updated annually by the VCA. **From 1 April 2026 they will be:**
 - a. Petrol £1.40 per litre
 - b. Diesel £1.59 per litre
 - c. Electricity 27.0 pence per kWh.
 - d. LPG £0.90 per litre

7. The Plug-in Hybrid Electric (PHEV) - Label

This label is to be used for “Plug-in” Hybrid Electric Vehicles (PHEV) only.

Example:

Fuel economy, emissions and running costs

VADEN New Sundance MY20

Plug-in hybrid

Running costs

Estimated monthly fuel cost

£ 27

Estimated monthly electricity cost

£ 6

Total monthly energy cost*

£ 33

VED (road tax) for 12 months

Year 1 rate is linked to CO₂ emissions (the lower your vehicle's emissions the less you have to pay), fuel type and emission standard (diesels only). Cars with a list price over £40,000 when new pay an extra £320 per year from years 2 to 6, which is not included here.

Year 1

£ 0

Year 2 onwards

£ 140

Equivalent all-electric range

This tells you roughly how far you might be able to drive on a full electric charge before the petrol or diesel engine cuts in, averaged across various journey types (city to motorway). Whilst achievable in ideal conditions, 'real world' day-to-day journeys are never the same and affected by many external factors, meaning your individual electric range may well be different.

30 miles

Tailpipe Emissions

CO₂ is the main greenhouse gas responsible for climate change

0 A

1-50 B

51-75 C

76-90 D

91-100 E

101-110 F

111-130 G

131-150 H

151-170 I

171-190 J

191-225 K

226-255 L

256+ M

CO₂ 42 g/km (weighted)

Emission standards

ULEV

Ultra Low Emission Vehicle ULEV

6

Euro Standard: Euro 6d-TEMP

Air quality emission zone compliance

D

Clean Air Zones (England and Wales) CAZ

ULEZ

Ultra Low Emission Zone (London) ULEZ

This vehicle meets the emissions standard for private cars set by government under the Clean Air Zone (CAZ) framework for England and Wales currently in place until 2025. Stricter CAZ standards and restrictions could then apply. Some local authorities may also impose more stringent emissions limits and controls in certain areas, which this vehicle may not meet. A ULEV meets the current government standard for an Ultra Low Emission Vehicle, stricter standards could apply in the future.

Fuel economy

Environmental information: A guide on fuel economy and CO₂ emissions which contains data for all new passenger car models is available at any point of sale free of charge. In addition to the fuel efficiency of a car, driving behaviour as well as other non-technical factors play a role in determining a car's fuel consumption and CO₂ emissions. CO₂ is the main greenhouse gas responsible for climate change.

Make/model:	VADEN New Sundance MY20	Engine capacity (cc):	1969
Fuel type:	Electricity / Petrol	Transmission:	8A AWD

Fuel consumption:

Drive cycle	Litres/100km	Mpg
Low (city)	6.6	43.0
Medium (town)	7.6	36.9
High (rural)	6.1	46.3
Extra High (motorway)	7.8	36.0
Combined average (weighted)	1.7	169.4

Electricity consumption (weighted): 3.6 Miles/kWh

Carbon dioxide emissions (weighted): 42 g/km

All fuel economy and emissions figures are from the WLTP laboratory test and specific to this car. These provide a realistic and reliable indication of what's achievable in ideal conditions. However, as no test can fully reflect real-world driving conditions and behaviour, there will always be some differences.

* Estimated monthly fuel costs is based on an average of 10,000 miles per year. Calculation uses the WLTP combined fuel consumption figure and fuel costs of: petrol £1.20 /litre; diesel £1.24 /litre; electricity 12.6 p/kWh (at April 2020).

HM Government

Find out more about ultra low emission vehicles at GoUltraLow.com

7.1 The Plug-in Hybrid Electric (PHEV) - Notes

1. The make, model, and commercial description of the car on display The Plug-in Hybrid Electric (PHEV)
2. Estimated monthly fuel cost:

Step	Description	Calculation	Example
(a)	Monthly mileage is 833.33 (based on 10,000 miles travelled each year)	10000/12	833.3333
(b)	Identify the Imperial Combined Average (weighted) Fuel Consumption figure (divide the conversion factor of 282.481 by the l/100km figure and show to 1 decimal point)	282.481 / 1.7	166.16
(c)	Divide the figure at (b) by the conversion factor of 4.546	(b) / 4.546	36.55
(d)	Divide the monthly mileage by the figure derived at (c)	(a) / (c)	22.80
(e)	Multiply the figure at (d) the fuel cost per litre	(d) x £1.21	£27.36*

Running cost monthly total rounded to the nearest whole number (results 0.50 and higher to round up to the nearest whole number)

3. Estimated monthly electricity cost

Running cost monthly total rounded to the nearest whole number

(Results 0.50 and higher to round up to the nearest whole number)

Revised Approach for calculating electricity consumption

Step	Description	Calculation	Example
(a)	Monthly mileage is 833.33 (based on 10,000 miles travelled each year)	10000/12	833.3333
(b)	Calculate the average, weighted kWh/km (Wh/km from the CoC / 1000)	(b)	0.037
(c)	Convert electricity consumption to Miles / kWh Miles/kWh = 1 ÷ 1.609344 ÷ (kWh/km)	1 / 1.609344 / (b)	16.79
(d)	Divide monthly mileage by WLTP electricity consumption	(a) / (c)	49.62
(e)	Multiply the WLTP Electrical electricity consumption (c) by the electricity cost per kWh unit £0.172	(d) x 0.125	£6.20*










Running cost monthly total rounded to the nearest whole number

(Results 0.50 and higher to round up to the nearest whole number)

4. Total monthly energy cost = fuel and electricity costs added together
5. VED Road Tax is taken from figures provided by the Driver Vehicle Licensing Agency (DVLA) and published on GOV.UK (see endnote). The (alternative fuel) rate payable in the first year will depend on the WLTP CO₂ figure.
6. Equivalent all-electric range (EAER) from CoC
7. Tick or "X." If the vehicle emits less than 75 g of CO₂ it will be classified as an Ultra-Low Emission Vehicle.

8. The Euro Standard 6 or higher should show a tick box. The field should show the Euro standard in its simplified format in the green circle, e.g., “6”, with the full recorded standard, e.g., “6D TEMP” following the words “Euro Standard” directly beneath the circle.
9. Combined Weighted CO₂ figure from CoC.
10. Clean Air Zone. Currently, all ICE cars, including HEVs (Hybrid Electric Vehicles) and PHEVs (Plug-in Hybrid Electric Vehicles), available for sale or lease in the UK will meet a derivation of Euro 6. That being the case, at present all new cars will meet the requirements of a Clean Air Zone (CAZ) according to the Defra CAZ framework.
11. Current (May 2022 advice) is that ULEZ will apply to petrol cars that meet Euro 4 (NOx) and diesel cars that meet Euro 6 (NOx and PM). See <https://tfl.gov.uk/modes/driving/ultra-low-emission-zone/ways-to-meet-the-standard> for the latest information.
12. The make and model.
13. Engine capacity should be displayed as a whole number.
14. Fuel type – use the relevant fuel type and the appropriate symbol, e.g.

“Electricity / Petrol  .

Use this description on the label	Describes	Fuel symbol
Petrol	Petrol only car	 
Diesel	Diesel only car	
Petrol Electric	Petrol Mild or Full hybrid*	 
Diesel Electric	Diesel Mild or Full hybrid*	
Electricity / Petrol	Petrol PHEV	 
Electricity / Diesel	Diesel PHEV	

15. Transmission – Taken from the vehicle’s CoC.
16. Taken from the CoC. Show figures to one decimal place only.
17. Convert the Combined average (weighted) litres per 100km found on the CoC by 282.481.
18. Electricity consumption (weighted) – show miles per kWh. See paragraph 3 above – steps (b) and (c).
19. Convert litres per 100km found on the CoC by 282.481.
20. Fuel and energy costs are updated annually by the VCA. **From 1 April 2026 they will be:**
 - e. Petrol £1.40 per litre
 - f. Diesel £1.59 per litre
 - g. Electricity 0.27 pence per kWh.
 - h. LPG £0.90 per litre

8. Pure Electric (EV) or Battery Electric Vehicle (BEV) - Label

Example:

Fuel economy, emissions and running costs



BLINK E-VR Model year 2019

Running costs

Total monthly electricity cost* **£25**

VED (road tax) for 12 months

Year 1 **£0**

Year 2 onwards **£140**

Year 1 rate is linked to CO₂ emissions (the lower your vehicle's emissions the less you have to pay), fuel type and emission standard (class only). Cars with a list price over £40,000 when new pay an extra £320 per year from years 2 to 6, which is not included here.

Electric range (combined)

This tells you roughly how far you might be able to drive on a full electric charge, averaged across various journey types (city to motorway). Whilst achievable in ideal conditions, 'real world' day-to-day journeys are never the same and affected by many external factors, meaning your individual electric range may well be different.

180 miles

Tailpipe Emissions

CO₂ is the main greenhouse gas responsible for climate change

CO₂ 0 g/km

Emission standards

ULEV ✓ (Ultra Low Emission Vehicle)

ZEV ✓ (Zero Tailpipe Emissions Vehicle)

Air quality emission zone compliance

Clean Air Zones (England and Wales) CAZ ✓

Ultra Low Emission Zone (London) ULEZ ✓

This vehicle meets the emissions standard for private cars set by government under the Clean Air Zone (CAZ) framework for England and Wales currently in place until 2025. Stricter CAZ standards and restrictions could then apply. Some local authorities may also impose more stringent controls in certain areas. A ULEV meets the current government standard for an Ultra Low Emission Vehicle, stricter standards could apply in the future.

Fuel economy

Environmental information: A guide on fuel economy and CO₂ emissions which contains data for all new passenger car models is available at any point of sale free of charge. In addition to the fuel efficiency of a car, driving behaviour as well as other non-technical factors play a role in determining a car's fuel consumption and CO₂ emissions. CO₂ is the main greenhouse gas responsible for climate change.

Make/model:	BLINK E-VR Model year 2019	Engine capacity (cc):	0
Fuel type:	Electricity	Transmission:	N/A
Fuel consumption:			
Drive cycle	Litres/100km	Mpg	
Low (city)	N/A	N/A	
Medium (town)	N/A	N/A	
High (rural)	N/A	N/A	
Extra High (motorway)	N/A	N/A	
Combined average	N/A	N/A	
Electricity consumption: 4.1 miles/kWh			
Carbon dioxide emissions: 0g/km			

All electric range and electricity consumption figures are from the WLTP / NEDC laboratory test and are specific to this car. The new WLTP test provides a more realistic and reliable indication of what's achievable, in ideal conditions than NEDC which is being phased out. However, as no test can fully reflect real-world driving conditions and behaviour, there will always be some differences. Comparisons between WLTP-tested and NEDC-tested vehicles should not be made in relation to electric range and electricity consumption.
* Estimated monthly electricity cost is based on an average of 10,000 miles per year. Calculation uses the WLTP / NEDC** combined electricity consumption figure and electricity cost of 12.5 p/kWh (at April 2020).

Find out more about ultra low emission vehicles at GoUltraLow.com



8.1 Vehicle (EV) or Battery Electric Vehicle (BEV) - Notes

1. The make, model, and description of the car on display - from the Certificate of Conformity (CoC).
2. Total monthly electricity cost:




Revised Approach for calculating electricity consumption

Step	Description	Calculation	Example
(a)	Identify monthly mileage based on 10,000 miles travelled each year	10000/12	833.33
(b)	Calculate the average, weighted kWh/km (Wh/km from the CoC / 1000)	(b)	0.15
(c)	Convert electricity consumption to Miles / kWh Miles/kWh = 1 ÷ 1.609344 ÷ (kWh/km)	1 / 1.609344 /(b)	4.14
(d)	Divide monthly mileage by WLTP electricity consumption	(a) / (c)	201.17
(e)	Multiply the WLTP Electrical electricity consumption (c) by the electricity cost per kWh unit £0.172	(d) x 0.172	£25.15*

Running cost monthly total rounded to the nearest whole number

(Results 0.50 and higher to round up to the nearest whole number)

3. VED Road Tax is taken from figures provided by the Driver Vehicle Licensing Agency (DVLA) and published on GOV.UK (see endnote).
4. Electric range: From CoC
5. CO₂ – Replace “XX” with the Combined CO₂ figure from the CoC – should be zero in this case. The position of the arrow should align with CO₂ Band A.
6. Tick or “X.” A Pure Electric car will have zero emissions, so will be classified as an Ultra-Low Emission Vehicle.
7. Zero tailpipe emissions. Will always show a tick.
8. Clean Air Zone. Currently, all ICE cars, including HEVs (Hybrid Electric Vehicles) and PHEVs (Plug-in Hybrid Electric Vehicles), available for sale or lease in the UK will meet a derivation of Euro 6. That being the case, at present all new cars will meet the requirements of a Clean Air Zone (CAZ) according to the Defra CAZ framework.
9. Ultra Low Emission Zone (ULEZ). All new Pure Electric cars will meet the requirements of a ULEZ.
10. The make and model of the car on display.
11. Engine capacity will be “0”
12. Fuel type – choose the appropriate fuel type - in this case “Electricity.”

Use this description on the label	Describes	Fuel symbol
Petrol	Petrol only car	
Diesel	Diesel only car	
Petrol Electric	Petrol Mild or Full hybrid*	

Diesel Electric	Diesel Mild or Full hybrid*	B7
Electricity / Petrol	Petrol PHEV	E5 E10
Electricity / Diesel	Diesel PHEV	B7
Electricity	Pure Electric	No symbol currently

13. Gearbox to be shown as Not Applicable "N/A"
14. To be shown as Not Applicable "N/A"
15. To be shown as Not Applicable "N/A"
16. Electricity consumption – show miles per kWh
17. CO₂ value will be zero.
18. Until September 2020, some Pure Electric cars may have been tested to the outgoing NEDC standard. To avoid unfair comparisons by consumers, we suggest that dealers manually delete either NEDC or WLTP here.
19. Electricity costs are updated annually by the VCA. **From 1 April 2026** it will be 0.27 pence per kWh

¹ VED Road Tax is taken from figures provided by the Driver Vehicle Licensing Agency (DVLA) and published on GOV.UK here: <https://www.gov.uk/vehicle-tax-rate-tables> (will be updated from 1 April each year). The DVLA official V149 publication for 2026 is available here: <https://www.gov.uk/government/publications/rates-of-vehicle-tax-v149>
